

3000 MANHOLE


INSTALLATION GUIDE




1. Put a bead of silicone on the interior ring of manhole cover frame.




3. Put a bead of silicone around the top flange of the manhole scrubber. Ensure a positive seal to force all gases through the media canister chamber.



5. Insert media canister (PART # OCI-2050-50) by the handles into the media canister chamber. Push down the canister by its handles until completely in. Close hatch door ensuring it is completely closed before installing manhole lid.



2. Lift empty manhole scrubber by the provided handles, and lower the unit into the manhole opening.



4. Open manhole scrubber hatch door .

MAINTENANCE GUIDE:

- Periodically check that there is no noticeable odors emitting from the unit. Pull out media canister and inspect media inside to ensure that it is dry.
- After any flood event, inspect duck bill drain for and debris.



WAGER
C O M P A N Y

www.wagerusa.com
336.9696909
LWager@wagerusa.com
Mpowers@wagerusa.com