



# 2050-450-IP

## MAINTENANCE GUIDE



1. Unlatch and remove lid from unit. Visually inspect the media canisters and air intake valves.




2. Inspect the media. Make sure it is dry. Shake or stir media pellets inside canisters every 3-6 months for maximum media life.



3. Unbolt water separator access plates. Inspect bolts, washers, and gasket. Remove water separator pads.



4. Wash water separator pad with hose.



5. With the water separator pad out, inspect float drain assembly. Remove any debris and ensure drain is clean.



6. Reinstall water separator pads, gaskets, and water separator pad plates back onto the unit. Secure the lid with the four lockable latches