



1750

INVERTED VENT CHECK VALVE


Wager is the original patent holder of the Inverted Vent Check Valve.

This valve protects tanks and bulkheads from pressure build-up during loading and unloading of liquid or dry cargo and assure maximum efficiency during operations. The ball float prevents contamination of the tank cargo by sea water during heavy seas. All steel castings are hot dipped galvanized.

All aluminum castings are anodized.



BODY



FLOAT




**FLAME
SCREEN**



SPACER



**PROTECTIVE
MESH**



COVER

SPECIFICATIONS

GALVANIZED STEEL

FLOAT MATERIAL

- 316 STAINLESS STEEL (STANDARD)
- COPPER
- HIGH DENSITY POLETHYLENE
- MONEL

CONNECTIONS:

- THREADED
- BUTTWELD
- SOCKETWELD
- FLANGED
- VICTAULIC

SIZES:

- .50", .75", 1", 1.25", 1.5", 2", 2.5", 3", 4"

BRONZE

FLOAT MATERIAL

- 316 STAINLESS STEEL (STANDARD)
- COPPER
- HIGH DENSITY POLETHYLENE
- MONEL

CONNECTIONS:

- THREADED
- BUTTWELD
- SOCKETWELD
- FLANGED
- VICTAULIC

SIZES:

- .50", .75", 1", 1.25", 1.5", 2", 2.5", 3", 4"

ANODIZED ALUMINUM

FLOAT MATERIAL

- 316 STAINLESS STEEL (STANDARD)
- COPPER
- HIGH DENSITY POLETHYLENE
- MONEL

CONNECTIONS:

- THREADED
- BUTTWELD
- SOCKETWELD
- FLANGED
- VICTAULIC

SIZES:

- .50", .75", 1", 1.25", 1.5", 2", 2.5", 3", 4"

STAINLESS STEEL

FLOAT MATERIAL

- 316 STAINLESS STEEL (STANDARD)
- COPPER
- HIGH DENSITY POLETHYLENE
- MONEL

CONNECTIONS:

- THREADED
- BUTTWELD
- SOCKETWELD
- FLANGED
- VICTAULIC

SIZES:

- .50", .75", 1", 1.25", 1.5", 2", 2.5", 3", 4"